

Junior Girl Scout/OUTDOOR CREATIVITY

Complete the activities found within this packet while visiting the Huntington Gardens and earn a badge!

Name: _____

Troop: _____

Let nature be your inspiration as you explore your creativity!

1) 'Garden Tour'



Gardening can be a very creative pastime. **Visit and explore 2 or more of the different gardens** here at the Huntington.

Notice the arrangements of the plants in each garden. How many are plants that need shade or sun, plants that are scented and those that aren't, and those that have other uses (such as herbs for medicine or cooking).

Talk to a docent (or the Information Kiosk) about what plants are blooming or those about to bloom. Be thinking about what plants you might plant in *your own* garden and ask questions about how to care for those that you would plant. Maybe even take some notes about garden care or visit The Huntington Bookstore to look for resources!

2) 'Gallery Tour'

Visit one of the galleries here at the Huntington.

Find a painting or other piece of artwork inspired by nature.


Make a quick sketch of the piece in the space below and fill out the blanks.

Artist: _____

Title: _____


Medium: _____

What do you think inspired this artist to create this piece of artwork?



3) 'Natural Artist'

Time to do some creating!



Go out and discover a space here at the Huntington to be the **subject of a drawing**. Or find some element of nature that inspires you.

Take some time to create your own drawing. Try to show your audience what in this scene inspired you to draw it.

After you are all done, **regroup and share** your drawings with your troop.

4) 'Celebrate Nature'

Drawing and painting are just some of the many ways that people have expressed their creativity throughout time.

Many people have been inspired by nature to write poetry. After all, poetry has been described as using the 'art of words.'

As a group, **find a shady spot to sit. Take turns reading some of the following poems about nature.**

Does the poet *tell* you about their subject or *describe* it? How? Which words are most descriptive?

<p>Nature – The Gentlest Mother By Emily Dickinson</p> <p>Nature, the gentlest mother, Impatient of no child, The feeblest or the waywardest, Her admonition mild</p> <p>In forest and the hill By traveller is heard, Restraining rampant squirrel Or too impetuous bird.</p> <p>How fair her conversation, A summer afternoon, Her household, her assembly; And when the sun goes down</p> <p>Her voises among the aisles Incites the timid prayer Of the minutest cricket, The most unworthy flower.</p>	<p>Her voice among the aisles Incites the timid prayer Of the minutest cricket, The most unworthy flower.</p> <p>When all the children sleep She turns as long away As will suffice to light her lamps; Then, bending from the sky</p> <p>With infinite affection And infiniter care, Her golden finger on her lip, Wills silence everywhere.</p>
---	---

Lines Composed in a Wood on a Windy Day

By Anne Bronte

My soul is awakened, my spirit is soaring
And carried aloft on the wings of the breeze;
For above and around me the wild wind is roaring,
Arousing to rapture the earth and the seas.

The long withered grass in the sunshine is glancing,
The bare trees are tossing their branches on high;
The dead leaves beneath them are merrily dancing,
The white clouds are scudding across the blue sky

I wish I could see how the ocean is lashing
The foam of its billows to whirlwinds of spray;
I wish I could see how its proud waves are dashing,
And hear the wild roar of their thunder to-day!



The Daffodils

By William Wordsworth

I wandered lonely as a cloud
That floats on high o'er vales and hills,
When all at once I saw a crowd,
A host, of golden daffodils;
Beside the lake, beneath the trees,
Fluttering and dancing in the breeze.

Continuous as the stars that shine
And twinkle on the milky way,
They stretched in never-ending line
Along the margin of a bay:
Ten thousand saw I at a glance,
Tossing their heads in sprightly dance.

The waves beside them danced; but they
Out-did the sparkling waves in glee:
A poet could not but be gay,
In such a jocund company:
I gazed - and gazed - but little thought
What wealth the show to me had brought:

For oft, when on my couch I lie
In vacant or in pensive mood,
They flash upon that inward eye
Which is the bliss of solitude;
And then my heart with pleasure fills,
And dances with the daffodils.

5) 'Nature Haiku'

You've just read several classic poems about nature. Now it's time to see what you can do!

Do you know what a **haiku** is?

It's a **Japanese style of poetry** that doesn't have to rhyme. It just follows a very strict pattern of 17 syllables in 3 lines:

<i>5 syllables</i>	<i>A mountain village</i>
<i>7 syllables</i>	<i>Under the piled up snow</i>
<i>5 syllables</i>	<i>The sound of water</i>

A haiku often mentions one of the four seasons – either by name (winter) or by reference (snow). Below are some more examples:

Girls in a circle
Summer campfire glowing
Sparks stories and song.


Snow falls softly swift
Flakes swirling and dancing like
Tiny ice skaters.

Now that you've seen some examples of poems about nature, as well as some examples of how to write haiku poetry, try writing your own Haiku below!

Find a new space in the Huntington and write a haiku. Use the new space or its contents as the subjects of your haiku. Imply, but do not outright say what or where you are writing about.

Think about descriptive words that perhaps imply atmosphere, size, colors, etc.

Afterwards, **read your haiku to the group and take turns guessing the subjects of your poems!**



This is a famous print of Mt. Fuji by Hokusai

[PLEASE READ THROUGH THE NEXT ACTIVITIES BEFORE
LEAVING THE HUNTINGTON GARDENS!]

AT HOME ACTIVITIES

*There are more places to complete this badge beyond The Huntington.
There are two more required activities before you can get your badge!*

6) ‘Capture a Piece of Nature’

Before you leave the Huntington Gardens, take a moment to **go hunting for fallen leaves or blossoms**.

Please do not pick flowers or walk into the beds!

Take what you have found home and prepare to capture the season!

Use cardboard and newsprint to press your findings. Put the newspaper in between what you found and the cardboard, on both sides, and then sandwich them all together using something as a weight, like a heavy book.

Leave them alone for about 2 weeks and then enjoy! What will you do with your dried pressings? Maybe you could use them in some artistic creation!

7) ‘Create Your Own Garden’

Remember all that you learned while touring the gardens at the Huntington?

Now it’s time to put all of that good information to use! If you don’t have room to **plant your own garden**, perhaps you could use a planter, window box or community garden.

You could choose plants that fit a special color scheme, plants that flower, plants that are mentioned in your favorite book, or herbs that you could use to make lotions or bath oils.

Check with a botanist or look up information on when and where certain plants will do best. What will you plant?

It’s up to you!



CONGRATULATIONS! YOU DID IT!